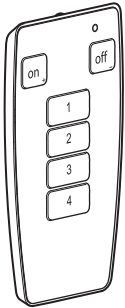


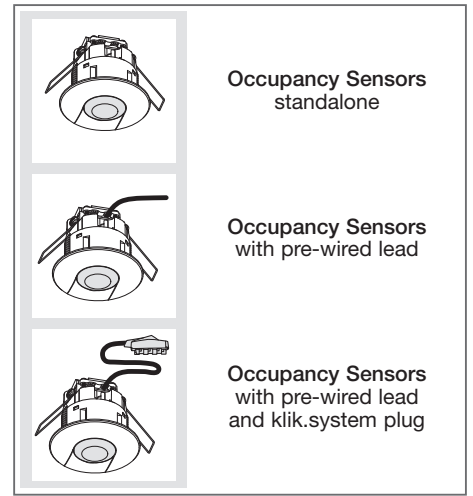
6E 7601.d



EEK002

GB User instructions

Infrared remote control for the customer

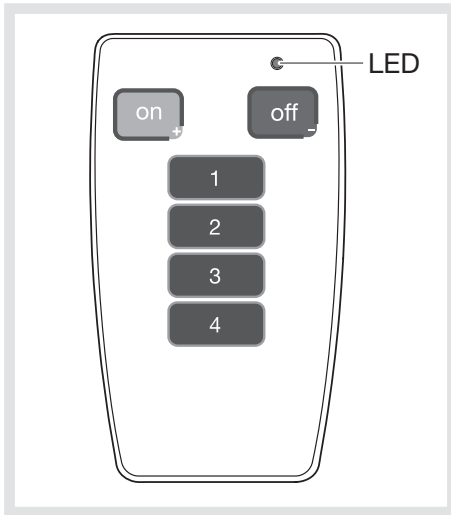


Occupancy Sensors standalone

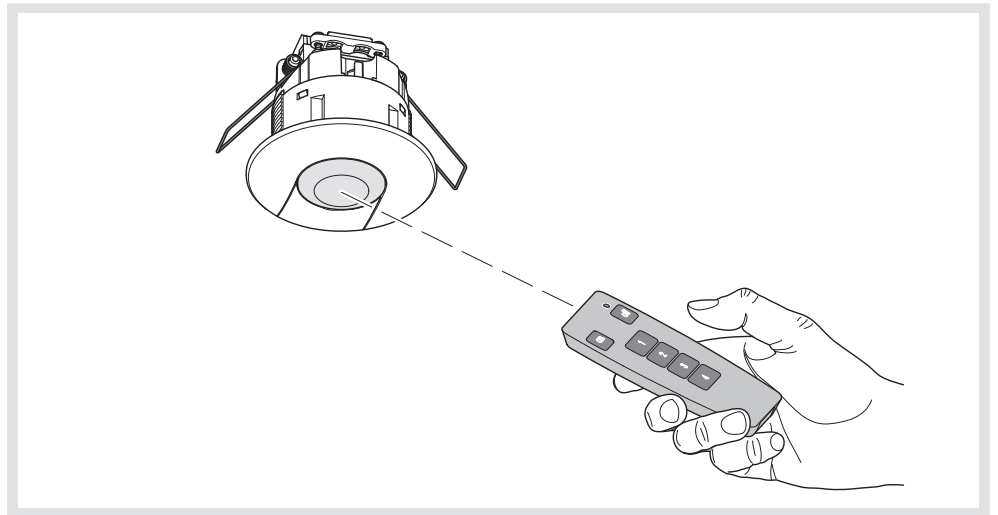
Occupancy Sensors with pre-wired lead

Occupancy Sensors with pre-wired lead and klik.system plug

Description



Use



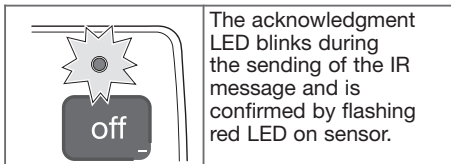
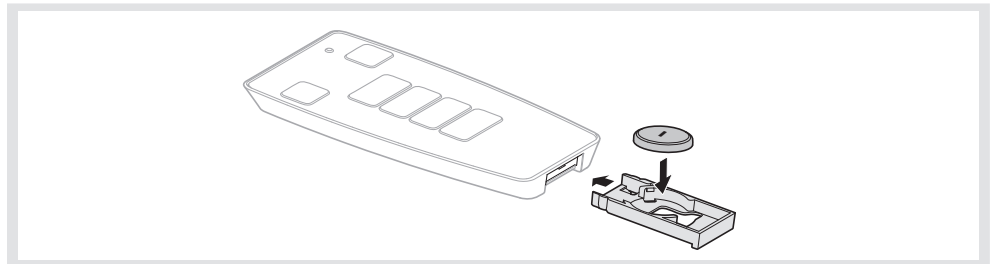
GB

The remote control allows the user to set or modify settings on the klik PIR occupancy sensors. Each button corresponds to a command.

Technical specifications

Power supply: 1x 3V CR2032
Shelf life of battery: 3,5 years
Protection index: IP 30

Battery replacement



The acknowledgment LED blinks during the sending of the IR message and is confirmed by flashing red LED on sensor.

Settings

Key	Action	Function	Product type
on +	Short press (< 0,5s.)	On	PIR occupancy sensors and Digital PIR occupancy sensors.
	Long press (> 0,5s.)	Dim up	
off -	Short press	Off	
	Long press (> 0,5s.)	Dim down	
1	Short press	To start scene 1	Only for digital PIR occupancy sensors.
	Long press (> 5s.)	To learn scene 1	
2	Short press	To start scene 2	
	Long press (> 5s.)	To learn scene 2	
3	Short press	To start scene 3	
	Long press (> 5s.)	To learn scene 3	
4	Short press	To start scene 4	
	Long press (> 5s.)	To learn scene 4	